

Agile Project Management Dashboard

Agile Nation Meetup
Sep 25, 2017

Avidan Hetzroni



Enterprise Agile Coach, Trainer & Blogger

Certified Scrum Professional

Certified SAFe® Program Consultant

Six Sigma Green-Belt

B.Sc. System Engineering, BGU

www.avidanhetzroni.com



Authority

Visibility

What are your major concerns?

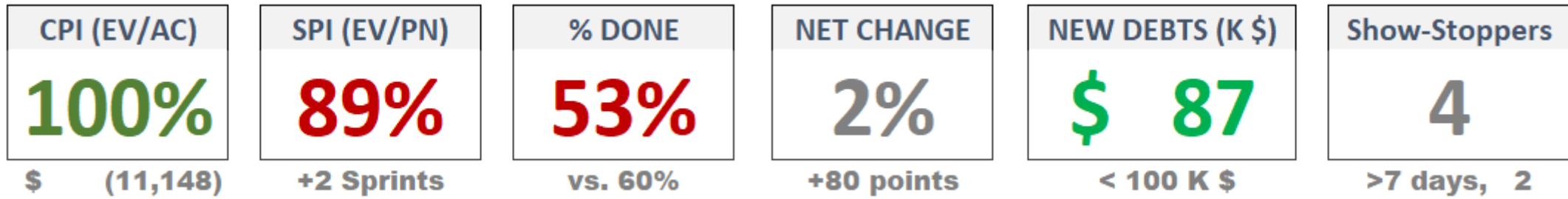
ART Sponsors

- ❖ Do we get a **return** on our **investment**?
- ❖ How is **budget allocated** ? Is it **balanced**?
- ❖ Is there **extra work** created (debts)?
- ❖ Do we have **show-stoppers**? and how **fast** they are resolved?

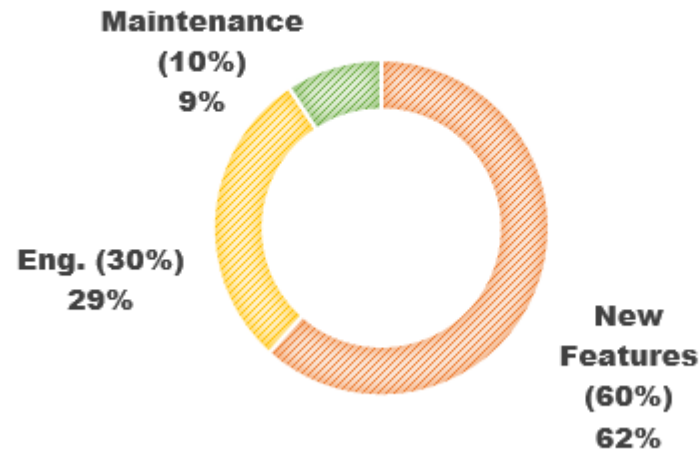
ART Leaders

- ❖ Are we going at the same **pace**? faster or slower?
- ❖ Do teams **met** their sprint **objectives**?
- ❖ Is **product quality** kept stable?
- ❖ Is new **code quality** controlled?
- ❖ How **fast** Tier-3 issues resolved?

Business KPIs Dashboard



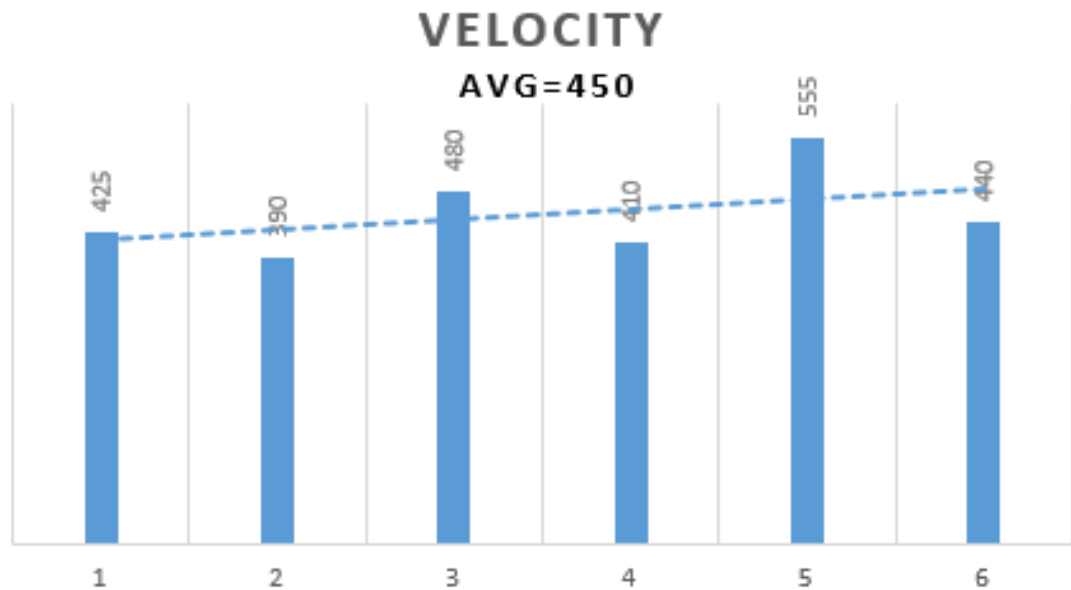
BUDGET ALLOCATION



PROGRESS

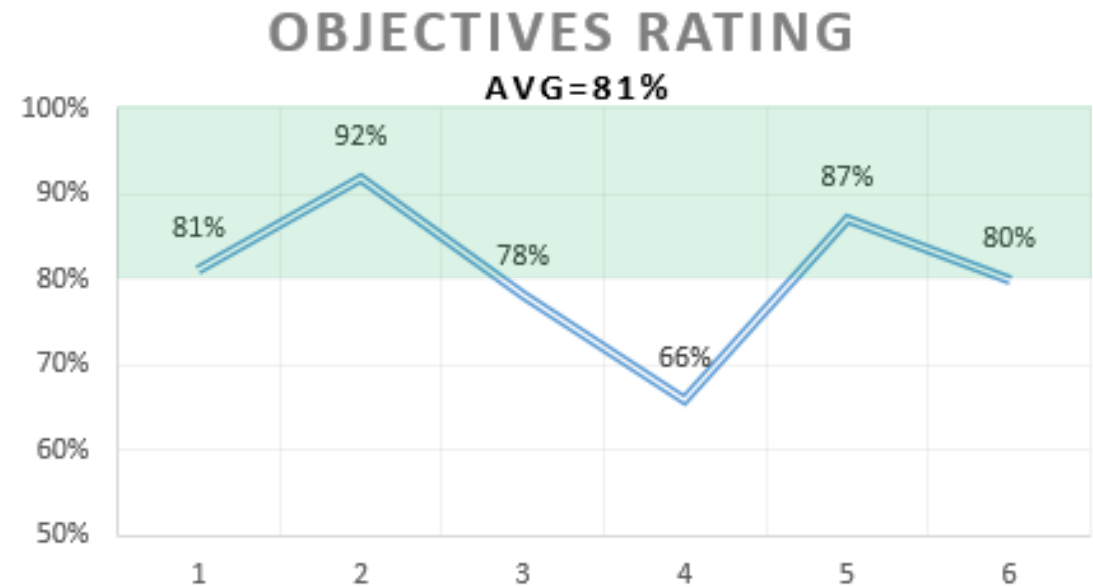
Feature Name		Progress	Total Est.
F-127	N	100%	1350
F-321	N	75%	450
E-34	E	65%	560
M25	M	25%	129
E-36	E	0%	340
E-37	E	0%	87

ART Execution Dashboard (1/3)



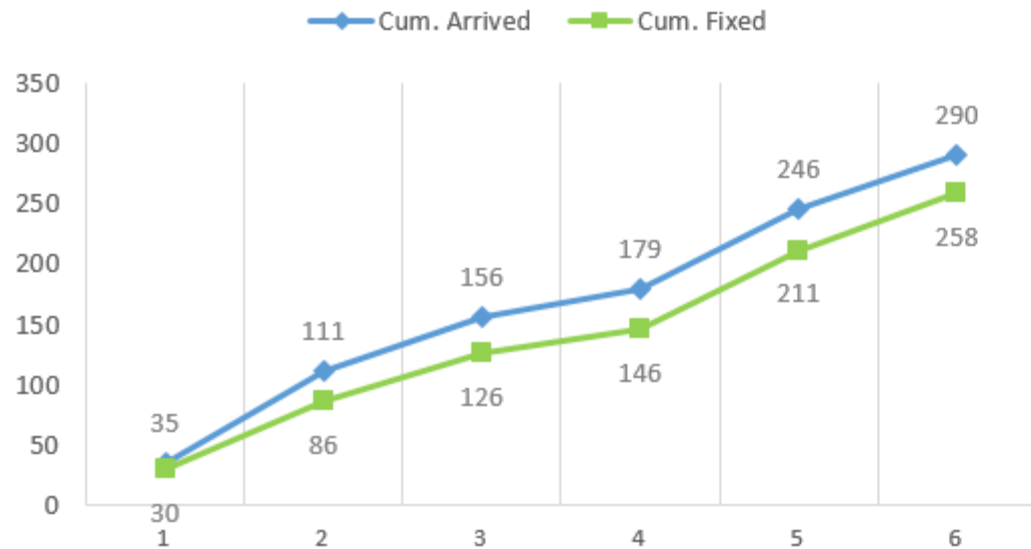
Min. 390, Max. 555

Average: 450 ↑

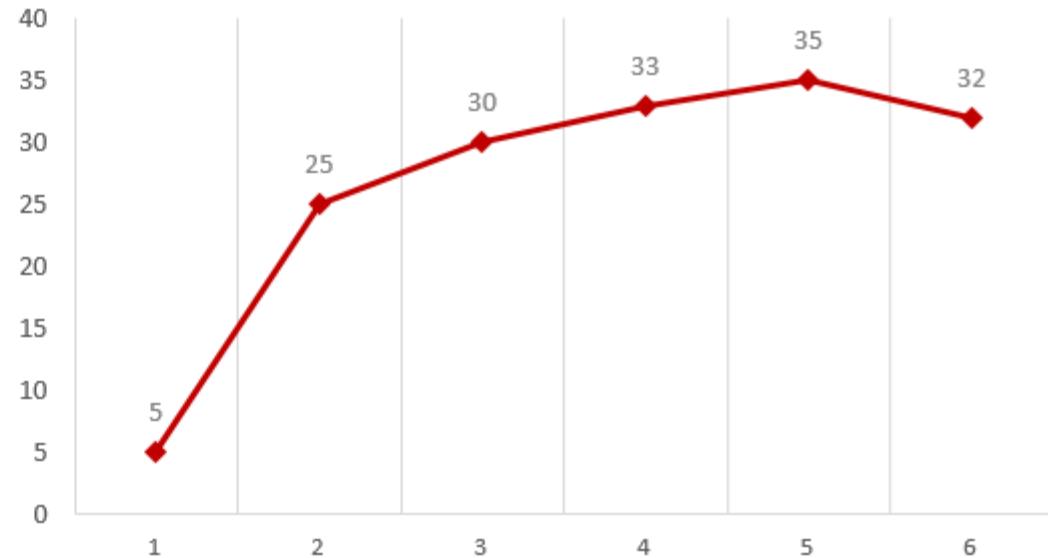


ART Execution Dashboard (2/3)

DEFECTS ARRIVAL *



UNRESOLVED DEFECTS *

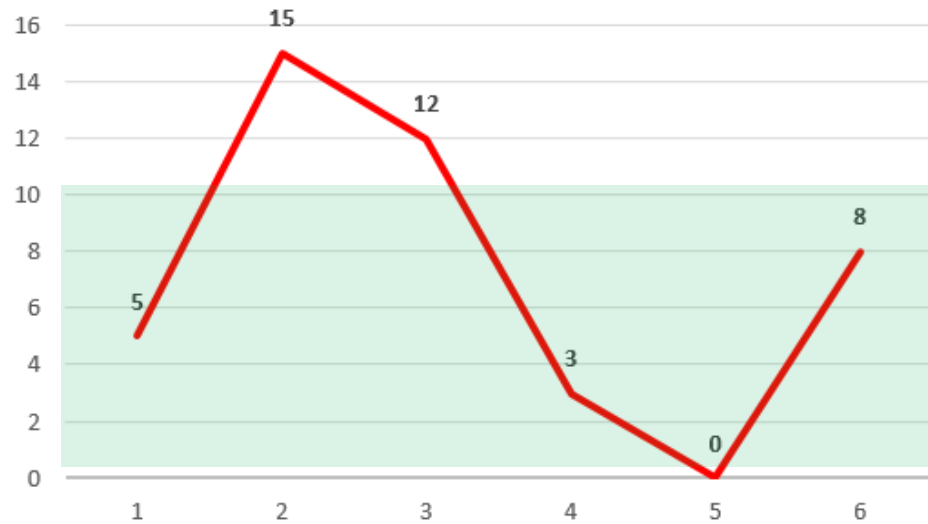


Legacy	Performance	APIs	Random	Security	Profiling
98%	100%	87%	100%	87%	100%
673 Tests	120 Tests	234 Tests	34 Tests	67 Tests	21 Tests
+45	no change	+2	no change	no change	no change
0	0	3	0	1	0

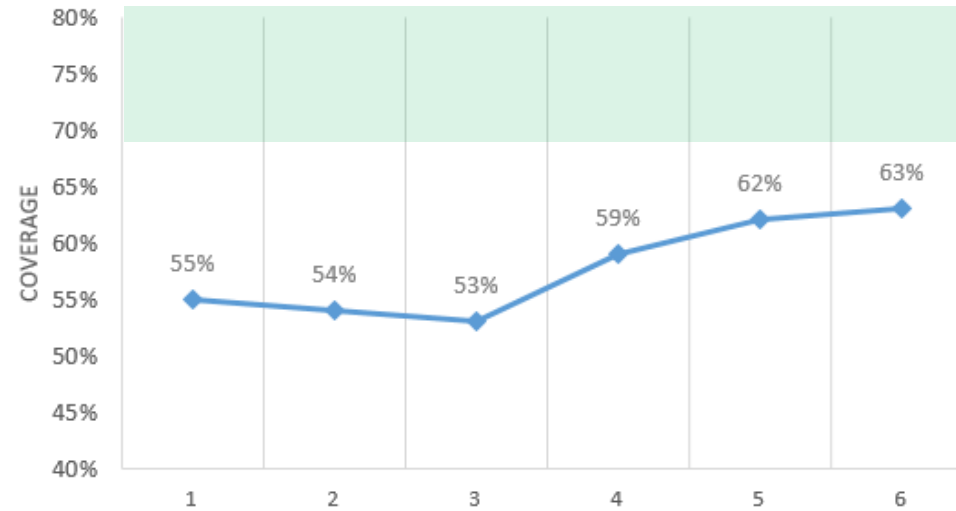
* Critical defects only

ART Execution Dashboard (3/3)

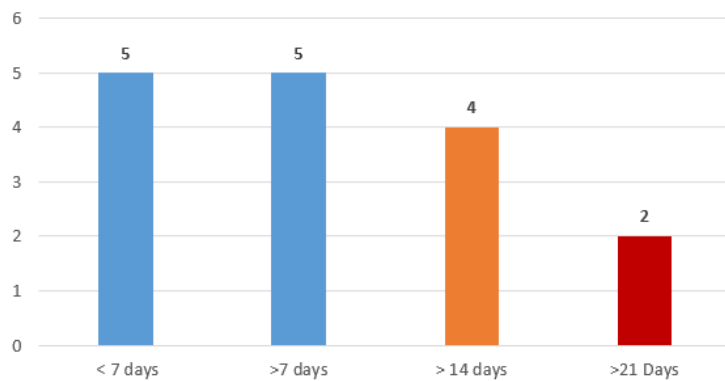
NEW CODE VIOLATIONS



CODE COVERAGE GOAL >70%



Tier-3 Open Issues Age



What Went Well?

Management reviews are:

- ❖ time boxed, limited to 30 min.
- ❖ focused on key issues and their corrective actions
- ❖ 1X1 follow up with RTE outside of meeting

Impact on product portfolio decision making

- ❖ what we can be released and when (release on demand)
- ❖ impact on product future roadmap & vision
- ❖ impact on other products / releases

What Need to Improve?

- ❖ **Digitize dashboards**
- ❖ **Create similar dashboard per site/location**
- ❖ **Collecting team objectives scores is done manually**

WE ARE DONE !

THANK YOU